



Using your own Family ESCAPE PLAN

All of your family needs to understand the Escape Plan and to practise escaping from each room in the house by the two exits.

Most fires start in kitchens (25%), bedrooms (13%), and lounges and family rooms (16%). Make sure your family practises escaping from these rooms every three to six months.

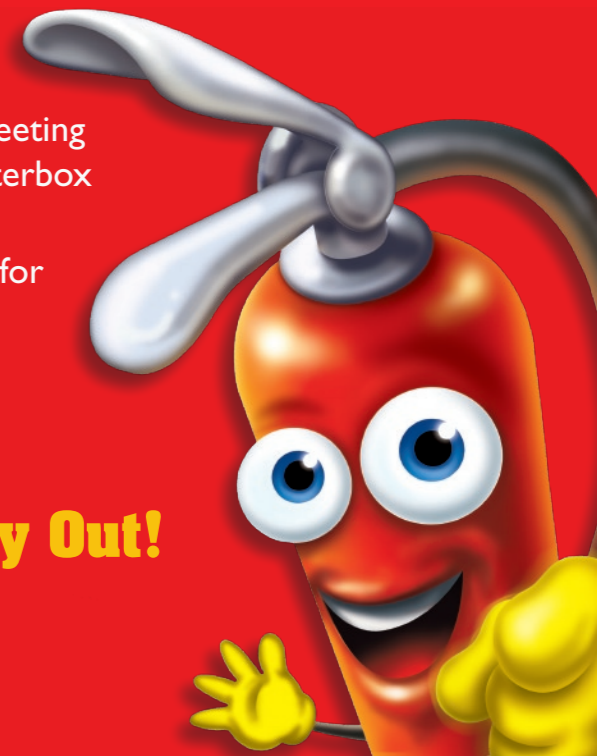
Remember, you need to:

1. Have working smoke alarms
2. Know two ways out of every room if possible
3. Make sure that doors and windows needed for escape are clear and easy to open, and that there is a safe way to reach the ground from upper floors
4. Keep keys in deadlocks at all times when home
5. Have an outside meeting place, such as a letterbox or a special tree
6. Make special plans for young children and older people.

Remember...

Get Out! Stay Out!

www.fire.org.nz



www.fire.org.nz



How to make your Family Escape Plan


You will need:

- x1 glue stick
- x1 pair of scissors
- x1 pencil
- x1 black felt marker
- x1 red felt marker
- x1 adult (to help you)

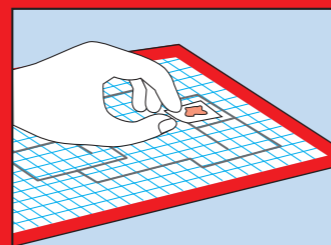
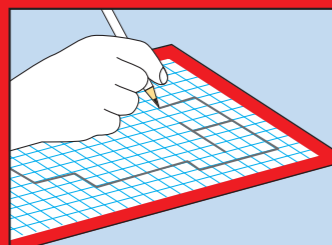
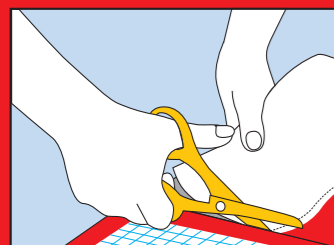


Design your own Family

ESCAPE PLAN



1. First, cut out the page with the Family Escape Plan grid.
2. Next, cut off this page with the room symbols on it.
3. Then, cut out each room symbol along the dotted line.
4. Draw out a plan view of your house on the Family Escape Plan grid in pencil with names written on each room eg. Kitchen, bathroom, bedroom.
5. When you have drawn the house plan correctly, go over the pencil lines with the black marker.
6. Using your glue stick, stick down the room symbols onto the escape plan grid.
7. Next, using your red felt marker draw a dash line showing your plan of escape from every room in a fire emergency. *(Make sure there are two ways out of every room if possible.)*
8. Make sure there is a safe outside meeting place, such as a letterbox or a special tree.
9. Once you have created your Family Escape Plan remove and place it the fridge or a notice board so all your family can learn the escape plan.



ESCAPE PLAN ROOM SYMBOLS



PRACTISE YOUR FAMILY ESCAPE PLAN